

# Overview of Music Provision Throughout The School

## Year 1

### On going skills

Learn to gain some control over their voice when talking and singing.

Learn to internalise a musical beat.

Learn a range of songs.

Listen to live musicians.

Autumn	Spring	Summer
Learn to use and name basic classroom percussion instruments	Listen to short pieces of music and give an opinion.	Copy and clap rhythmic patterns.
Be given the opportunity to perform songs to an audience.	Listen to recorded music and begin to use simple musical terms to describe it.	Use simple rhythms to create repeating patterns.
Follow instructions about when to play or sing.	Perform a musical item during the Big Arts Exhibition.	Play musical games.
		Respond to changes of mood in music through dancing and discussion.

## Year 2

### On going skills


Learn to gain some control over their voice when talking and singing.

Learn to internalise a musical beat.

Learn a range of songs.

Listen to live musicians.

Autumn	Spring	Summer
Create music in response to different starting points.	Keep a musical beat steady.	Create simple accompaniments to songs.
	Learn that music can	



# Overview of Music Provision Throughout The School

<p>Order sounds to make a beginning, middle and end.</p> <p>Appraise and improve my own work.</p>	<p>increase and decrease in tempo.</p> <p>Listen to range recorded music and begin to develop a musical vocabulary to describe it.</p> <p>Perform a musical item during the Big Arts Exhibition.</p>	<p>Use pictures and symbols to represent sounds.</p> <p>Make connections between notation and musical sounds.</p>
---	--	---

## Year Three

### On going skills.

Use their voice to speak, sing and chant.

Develop a musical vocabulary


Begin to read simple rhythmic notation.

Learn a range of songs from different cultures and times.

Have the opportunity to perform to an audience.

Listen to live musicians

Autumn	Spring	Summer
<p>Respond to different moods in music.</p> <p>Understand that sound can evoke pictures through listening to the Carnival of Animals.</p> <p>Express opinions and ideas about music.</p> <p>Perform songs to an</p>	<p>Use instruments to perform.</p> <p>Make different sounds with voices and instruments.</p> <p>Make sequences of sound.</p> <p>Compose music in response to a pictorial score.</p>	<p>Clap rhythmic patterns.</p> <p>Learn a range of traditional playground games.</p> <p>Create a playground rhyme or chant.</p>



# Overview of Music Provision Throughout The School

audience.	Perform a musical item during the Big Arts Exhibition.	
-----------	--	--

## Year Four

### Ongoing skills.

The main musical focus this year is to have the opportunity to learn a musical instrument. Children will be given a brass instrument and tuition from Stockport Music Service free of charge.

Use their voice to speak, sing and chant.

Develop a musical vocabulary

Begin to read simple rhythmic notation.

Learn a range of songs from different cultures and times.

Have the opportunity to perform to an audience.


Listen to live musicians

Autumn	Spring	Summer
<p>Sing rounds. Learn to play a brass instrument and read simple notation.</p> <p>Understand that sound can evoke pictures through listening to music.</p>	<p>Learn to play a brass instrument and read simple notation.</p> <p>Identify and describe different purposes in music.</p> <p>Perform a musical item during the Big Arts Exhibition.</p>	<p>Learn to play a brass instrument and read simple notation.</p> <p>Learn to improvise using repeating patterns.</p>

## Year Five

### On going skills.

Learn to sing rounds, partner songs and songs containing simple harmony.  
Sing confidently and accurately.



# Overview of Music Provision Throughout The School

Learn to read conventional notation.  
Listen to live musicians


Autumn	Spring	Summer
<p>Understand the role of music during WW2.</p> <p>Learn wartime songs.</p> <p>Listen to the music of Glen Miller and other artists from the era.</p> <p>Learn and perform a wartime musical to their key stage.</p>	<p>Compose music to perform during the Big Arts Exhibition.</p> <p>Choose sounds, tempo and structure to create effects.</p> <p>Suggest improvements to their work.</p> <p>Record their compositions using symbols.</p>	<p>Compare and contrast works of a famous composer.</p> <p>Evaluate music using musical vocabulary.</p> <p>Learn how basic chords are made.</p> <p>Use them to accompany songs.</p> <p>Play melodies on tuned percussion.</p>

## Year Six

### On going skills.

Learn to sing rounds, partner songs and songs containing simple harmony.  
Sing confidently and accurately.  
Learn to read conventional notation.  
Listen to live musicians.

Autumn	Spring	Summer
<p>Create a musical composition which tells the story of the Viking raid on Lindisfarne.</p> <p>Listen to Gregorian</p>	<p>Work towards a musical performance for the Big Arts Exhibition.</p> <p>Improve and evaluate</p>	<p>Work towards the summer production and leavers' assembly.</p> <p>Sing with expression and confidence.</p>



## Overview of Music Provision Throughout The School

<p>Chants.</p> <p>Compose music which depicts the journey of a river from source to ocean.</p>	<p>their own work.</p> <p>Play melodies, on tuned percussion, from conventional notation.</p>	<p>Create dance moves to accompany songs.</p>
--	---	---

